




What's your favorite Muse synth moment? Share on our forum at keyboardmag.com. You might just end up featured in print or online!



The Resistance
(Warner Brothers)

MUSE'S "UPRISING"

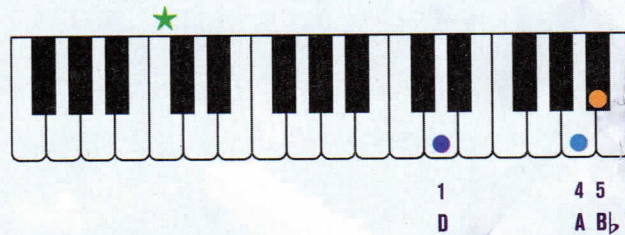
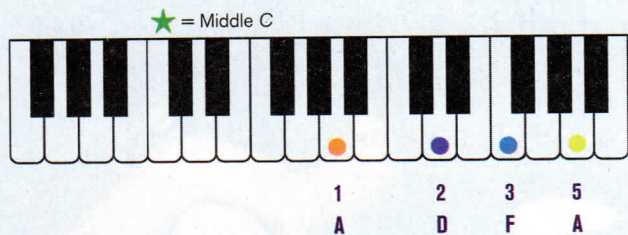
by Michael Gallant

In Muse's throbbing, grungy keyboard anthem "Uprising," defiance never sounded so good. The band ushers in their rally with a

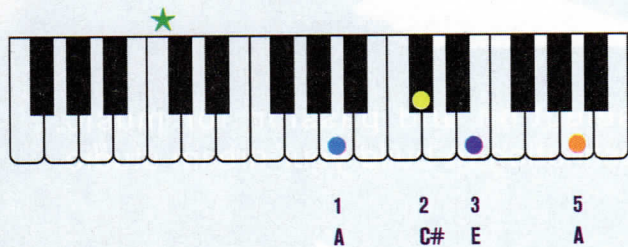
simple but effective synth riff built around D minor and A major triads. Listen to the track and check out the examples below, which

walk you through a simplified version of that memorable introductory motif. Power on your synth, warm up your fingers, and rise up! ☒

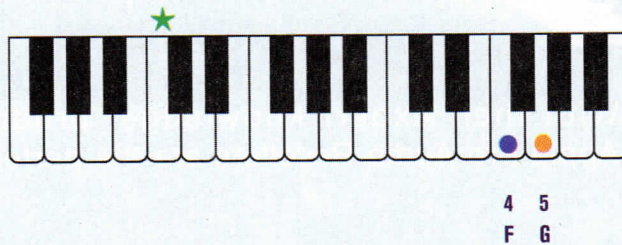
Ex. 1. Here's how you hold your hand for the first seven notes of the signature intro synth line. Just start on the high A, play the notes in order from high to low, then come back up, ending on the same A you started on. All the notes here are part of the D minor triad.



Ex. 3. For the next eight notes, here's where your hand should sit on the keys. Start high and go down and up, just like in Example 1, but drop down to the lower A at the very end. All of the notes here are part of the A major triad.



Ex. 4. Wrap the phrase up with the final two notes, shown here: Play the G first, before resolving down to the F. Again, note the slightly different fingering and hand position from Example 3.



Ex. 5. Here's the simplified phrase, written in traditional notation. The timing is easy for this one – just count along as indicated.



"Uprising," Words and Music by Matthew Bellamy. © 2009 Looschord Limited (PRS).

All Rights Administered by WB Music Corp. Used by Permission of Alfred Music Publishing Co., Inc. All Rights Reserved.